


# "/" LAMP

## ① CUSTOMIZING INSTRUCTIONS

STANDARD

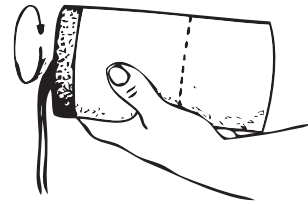


CUSTOMIZATION  
STONE

+



RECOMMENDED HOLDING POSITION  
FOR THE CUSTOMIZATION PROCESS

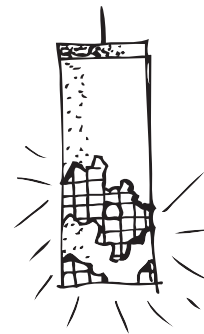


MAXIMUM SMASHING LINE



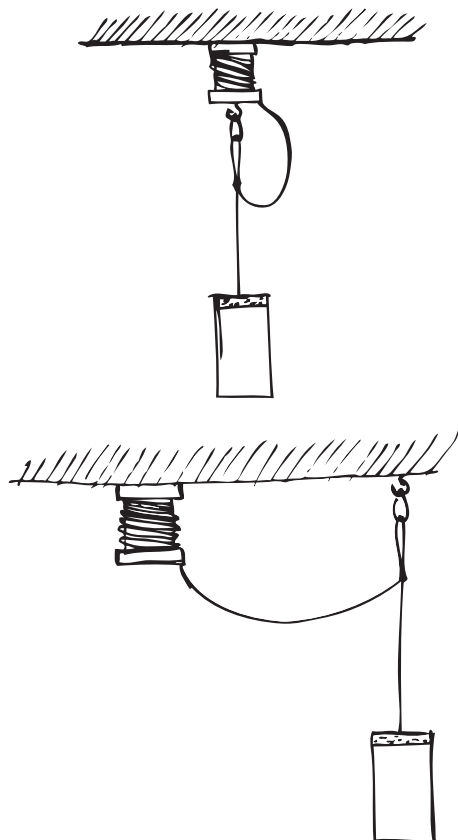
=

CUSTOMIZED LAMP



SLOWLY ROTATE OBJECT WHILST SMASHING

## ② WAYS FOR MOUNTING THE LAMP ONTO THE CEILING



## ③ RECOMMENDED METHOD FOR FASTENING AND SECURING THE SCREWS FOR THE LAMP'S SUPPORT

